



IDEXX SNAP® Residue Tests

Accurate residue detection in 10 minutes or less

Known and trusted by dairy professionals worldwide, IDEXX SNAP residue tests help ensure that milk meets important safety guidelines. Each SNAP test detects one or more key residues at or below the FDA tolerance and/or safe level.

SNAP Test Drug Detection

Test	Drug	Name brand
New SNAP® Beta-Lactam	penicillin G	Albacillin®, ALBADRY PLUS®, Aqua-Mast II, Benza-Pen, Combicillin®, Combi-Pen-48®, Crysticillin, Flo-cillin®/Dura-biotic, Hanford/US Vet Han-Pen® B (or G), Hanford/US Vet Ultrapen, Hanford/US Vet Masti-Clear®, Microcillin, Norocillin®, Pen BP-48®, PFI-Pen G, PEN-G MAX®, Pro-Pen-G®, Procaine G penicillin, Special Formula 17900-Forte® Suspension, Quartermaster®, Heticin-K
	amoxicillin	Amoxi-Bol, Amoxi-Inject®, Amoxi-Mast®
	ampicillin	Polyflex®, Princillin bolus
	ceftiofur	Excede®, Excenel®, NAXCEL®, Spectramast® DC, Spectramast® LC
	cephapirin	Cefa-Dri®, Cefa-Lak®, ToDAY®, ToMORROW®
SNAP® Tetracycline	tetracycline	Panmycin® bolus, Polyotic® tablets, Polyotic® powder, Tet-Sol®, Tetra-Bac®, TetraMed®, Solu-Tet® 324, Tetracycline HCL soluble powder
	chlortetracycline	Aureomycin®, Aureo S 700®, CLTC® 100 MR, Chlormax®, Pennchlor®
	oxytetracycline	Agricyl, Agrymycin, Bio-mycin®, Geomycin, Liquamycin®, Maxim-200®, Medamycin®, Neo-Oxy, Neo-Terramycin®, Oxy calf bolus, OXTC®, Oxy-Tet®, Oxytetracycline HCL soluble powder, Oxshot®, Pennox®, Promycin®, Terramycin®, Tetradure®, Tetroxy® Status SQ, LA-200®
SNAP® Aflatoxin M1	aflatoxin M1	May be found in milk or milk products obtained from livestock that have ingested contaminated feed.
SNAP® Gentamicin	gentamicin	Residues may be found in milk after the intramammary treatment of lactating cows for mastitis.
SNAP® Sulfamethazine	sulfamethazine	Aureo® S 700 G, SulfaSure®, Sulmet®, Sustain III®

Easy to use

- Simple** Clear visual results
- Convenient** Self-contained and portable, with ready-to-use reagents
- Fast** Results in under 10 minutes, with less than 1 minute of hands-on time
- Accurate** A built-in control spot on every test
Trusted by dairy professionals around the world

SNAP® Residue Tests Test Procedure

Before you begin

- Work space must be clean and free of drug residues.
- Preheat heater block to 45°C ± 5°C (113°F ± 9°F).
- Place SNAP device on heater block; leave on heater block for duration of test.
- Make sure conjugate pellet is at the bottom of the sample tube. If not, tap tube gently to return pellet to the bottom.
- Agitate the milk sample thoroughly.

Note:

- Accurate incubation times and temperatures are essential.
- Do not use a SNAP test after its expiration date.
- Refer to package insert for complete instructions.



New SNAP® Beta-Lactam

penicillin G
amoxicillin
ampicillin
ceftiofur
cephapirin



SNAP® Tetracycline

tetracycline
chlortetracycline
oxytetracycline



SNAP® Aflatoxin M1

aflatoxin M1



SNAP® Gentamicin

gentamicin



SNAP® Sulfamethazine

sulfamethazine

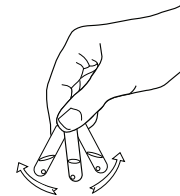
1 Prepare sample



Using pipette, draw up milk to indicator line (450 µL ± 50 µL).[†] Add milk to sample tube.



Gently shake tube side-to-side 3–4 times to dissolve reagent pellet.



Place tube on heater block and incubate:

Beta-Lactam Tetracycline	5 minutes
Aflatoxin M1 Gentamicin Sulfamethazine	2 minutes


2 Run test



Pour entire contents of sample tube into sample well of SNAP® device.



As the edge of the activation circle begins to disappear, press down firmly until you hear a distinct “snap.” If activation takes more than 60 seconds, result may be inaccurate.[‡]




Incubate device:

Beta-Lactam Tetracycline	4 minutes
Aflatoxin M1 Gentamicin Sulfamethazine	7 minutes


3 Read results



Read results within 30 seconds after incubation, either visually or using the SNAPshot® DSR Reader.



Negative
Sample spot is darker than or equal to control spot. No drug residue detected.



Positive
Sample spot is lighter than control spot. Drug residue detected.

IDEXX SNAP tests are backed by a dedicated team of technical service professionals. **If you have questions, call IDEXX Technical Services at 1-800-321-0207.**

[†]NCIMS-certified laboratories must use a calibrated pipette.

[‡]A slow flow rate may be caused by a thick sample or by using less than 450 µL of sample.