




**DIAMOND**  
HOOF CARE LTD.  
*Animal Health*

## Footbath

- 30% savings on foot bath product use
- Durable and strong construction
- Easy to fill, empty and clean
- 60% less manure in the foot bath
- Contains no antibiotics



# Footbath

One of the main hoof management concerns mentioned by dairy farmers is :

*"The foot bath quickly becomes polluted with manure; therefore, the last cows are walking through a contaminated foot bath. Much product goes to waste!"*

**The Intra Bath solves this problem: Its innovative centre grill makes the Intra Bath much more effective than a traditional foot bath.**

Not much has changed in recent decades regarding the style and functionality of foot baths. Although the use of a traditional foot bath is better than not using one at all, these types of foot baths still have many disadvantages:

- Handling difficulty
- Pollution of the bath solution
- Harmful to the environment
- Expensive to maintain

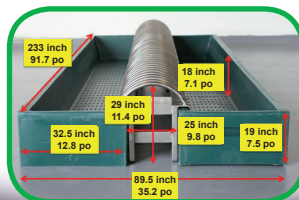
Most dairy farmers use foot baths with high expectations. However, their success is largely dependent on many factors :

- The cleanness of the hooves before entering the foot bath
- The product used in the foot bath
- The overall hoof condition of the herd

## Why wait any longer to start using the Intra Bath?

Compared to traditional foot baths, the **Intra Bath** has the following advantages:

- **More profitability** - Intra Bath requires **30% less product** compared to a traditional bath of equivalent length.
- **More contact time due to extended length** - each cow takes an extra step in the bath solution.
- **Less pollution** - more than **60% of the manure** falls through the centre grill and not into the bath solution.
- **Three separate parts with easy assembly**
- **Environmentally friendly** - requires less product per treatment.
- **Easy to handle** - the bath is easy to fill, empty and clean.
- **Durability** - Double walled plastic with 4 handles on each tub and a stainless steel grill



## How to use the Intra Bath:




Press the centre grill on both tubs.



Push the grill firmly into the baths with your foot. Make sure the baths are secure tightly to the grill.



Add 4 litres of Hoof-Sol Bath to each tub and fill the foot bath with at least 15 cm of water to make a 5% solution (the total content of each tub is approximately 80 litres).



We recommend refreshing the bath after approximately 300 cow passes. Remove the centre grill and empty the tubs using the handles.

## Use Hoof Sol Bath solution

We recommend using our **Hoof Sol Bath** (solution) exclusively in the **Intra Bath**. This product has a greater stability and is more effective than traditional additives, and it is completely safe to use! For more information, contact your distributor.

**Hoof Sol Bath** is concentrated and needs to be diluted with water to make a 5% solution.

### Ingredients:

- Copper and zinc minerals
- Aloe plant extract
- Agents to care for the skin
- Special adhesion promoters
- Isopropanol

**The Hoof Sol Bath is available in**

- 20, 200 and 1000 liters

**Diamond Hoof Care**  
**1-800-617-8908**



1-866-527-6229  
farmersfarmacy.com